

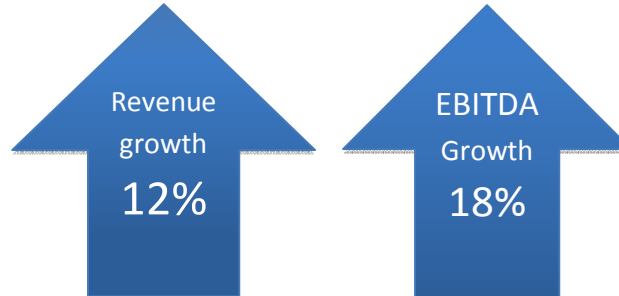
## Q4 FY2017-18 RESULTS UPDATE

### FINANCIAL HIGHLIGHTS FOR THE QUARTER AND YEAR ENDED 31<sup>ST</sup> MARCH, 2018

(₹ in crores)

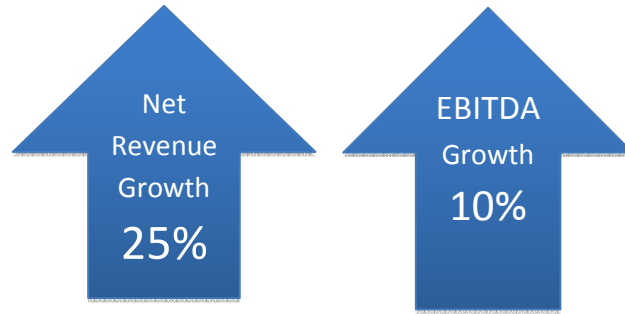
Particulars	Q4 FY18	Q4 FY17	FY18	FY17
<b>Total income from operations</b>	<b>165.02</b>	155.71	<b>624.04</b>	526.81
<b>EBIDTA</b>	<b>25.78</b>	21.80	<b>70.83</b>	64.59
<b>EBIDTA / Net sales</b>	<b>15.6%</b>	14.9%	<b>11.5%</b>	13.1%
<b>PAT</b>	<b>7.80</b>	9.68	<b>18.24</b>	27.53
<b>EPS (Face value of ₹ 1/-)</b>	<b>1.66</b>	2.02	<b>3.89</b>	<b>5.83</b>

## FINANCIAL HIGHLIGHTS Q4 FY2017-18



- Revenue of ₹ 165.02 crores from operations for Q4 against ₹ 155.71 crores in the corresponding quarter of previous fiscal. The figures are not comparable due to revenue for the Qtr is net of GST. Registered growth is 12% on net revenue basis.
- EBIDTA of ₹ 25.78 crores for Q4 against ₹ 21.80 crores in Q4 of previous year, increased by 18%. This is after absorbing negative EBIDTA of ₹ 3.33 crores from Distillery operation being first full quarter of operation.
- Profit before tax (PBT) ₹ 11.00 crores for Q4 against ₹ 11.72 crores in Q4 of previous year, decreased by 6% due to higher depreciation and interest.
- Q4 Profit after tax (PAT) ₹ 7.80 crores against ₹ 9.68 crores in previous year, lower by ₹ 1.88 crores due to higher provision of deferred tax liability.

## FINANCIAL HIGHLIGHTS FY2017-18

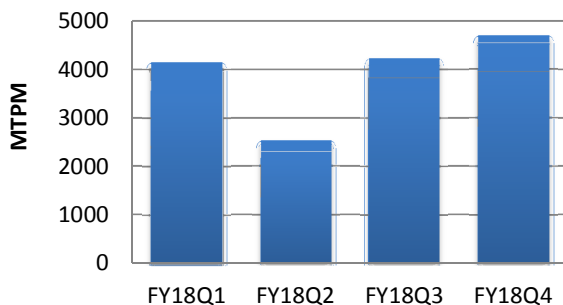


- Revenue from operations increased to ₹ 624.04 crores from ₹ 526.82 crores in the previous year. The figures are not comparable as the revenue for the year is net of GST. Registered growth is 25% on net revenue basis.
- EBIDTA of ₹ 70.83 crores for the year against ₹ 64.59 crores in the previous year, a growth of 10% despite a negative EBIDTA of ₹ 3.93 crores from Distillery.
- Profit after tax (PAT) of ₹ 18.24 crores in FY2017-18 against ₹ 27.53 crores in the previous year. PAT is lower due to higher finance cost of ₹ 4.63 crores and higher depreciation of ₹ 8.40 crores.

## OPERATIONAL HIGHLIGHTS

- The company has successfully commenced the commercial production of ENA and Rectified Spirit during the month of December 2017.
- Company achieved a 6% volume growth in its Maize Starch sales in Q4 FY2017-18 in comparison to Q3 FY2017-18.
- Company achieved a 11% volume growth in its HFRS production in Q4 FY2017-18 as compared to Q3 FY2017-18.

**HFRS PRODUCTION GROWTH IN FY2017-18**



**STARCH VOLUME GROWTH (in MT)**

